



DWS™ DETECTABLE WARNING SYSTEMS

THE SOURCE FOR ADA COMPLIANCE

redimat

THE ORIGINAL FLEXIBLE SURFACE APPLIED MAT

NOW MESH REINFORCED FOR ADDED STRENGTH & INCREASED DURABILITY

Developed in 1994, the original **RediMat**, now mesh reinforced, is constructed of an extremely durable, UV protected, flexible polyurethane. It has a proprietary pre-applied adhesive system that enables **installation in less than 5 minutes**. The flexible **RediMat** can be used on a variety of surfaces with no drilling required for traditional projects – drastically reducing labor time and expense, but not at the cost of durability.

FEATURES:

- **Installs on asphalt or concrete** – multi surface adhesive system
- **No adhesives or anchors required** – exclusive peel & stick technology
- **Unbreakable** – will not chip, crack or splinter
- **Conforms to uneven surfaces** – flexible mesh-reinforced polyurethane material
- **Parking Structure approved** – installs with no anchors for raised floor applications
- **Also available as direction bar or guidance mats**

USES – ANCHORS / NO ANCHORS:

- **Without Anchors** – traditional installations such as sidewalks, commercial properties, parking structures, commercial properties
- **With Anchors** – when specifically required via local / project specifications or for challenged surfaces



INSTALLATION :

Easiest installation of any surface applied mat. Just peel and stick, roll to insure a secure bond and apply an edge sealer bead around the perimeter. Optional installation anchors provided for challenged surfaces or local requirements.

PHYSICAL CHARACTERISTICS:

- **Hardness** - 90 (Shore A)
- **Stain Resistance** - No Significant Change
- **Dome Spacing** - Inline, 2.35", 2.4" (CA 3x4)
- **Slip Resistance** - .90 per ASTM C1028
- **Taber Abrasion** - (1000gms/1000 cycles) 150mgs
- **Color** - Integral Throughout



Safety Yellow

FED 33538



Brick Red

FED 20109



Black

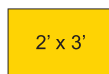
FED 17038



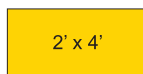
Dark Gray

FED 36118

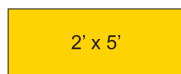
ASK ABOUT OUR DIRECTIONAL BAR MATS



2' x 3'



2' x 4'



2' x 5'



3' x 2.5'



3' x 4'



3' x 2.5'


3' x 5'




Wedge

10 ft radius

REDIMAT EXCEEDS ADA SPECIFICATIONS FOR DETECTABLE WARNINGS!






Concrete Sidewalks



Asphalt Parking Areas



Parking Garages



Radius Applications



Transit Platforms




Indoor - Top of Stairs



Apartment Communities



Shopping Centers



Handicap Ramps



Directional Guidance Bars

FOR ASPHALT OR CONCRETE INSTALLATIONS

RediMat offers unmatched versatility, and a proven history of success since 1994 for a multitude of surface applied applications.

CONCRETE INSTALLATIONS

Sidewalks, apartment communities, shopping centers

ASPHALT INSTALLATIONS

Parking lots, bike/walking trails, golf courses

PARKING STRUCTURES

No anchors required, meets raised floor no-drill requirements

TRANSIT PROJECTS

Asphalt boarding areas, concrete platforms

DIRECTIONAL / GUIDANCE BARS

Multiple size options for interior/ exterior applications

redimat

The most versatile detectable warning available



REDIMAT EXCEEDS ADA SPECIFICATIONS FOR DETECTABLE WARNINGS!

Distributed by:

Canadian Master Distributor



✉ sales@cityscapesupply.com

🌐 cityscapesupply.com

📞 647 498 3417